



Transportation Review Public Information Meeting #2

January 27, 2020

Transportation Information Meeting

Agenda



1. Welcome and Introductions
2. Review of December Meeting
3. Review of ThoughtExchange Feedback
4. Financial/Operational Information
5. Next Steps
6. Questions

Transportation Information Meeting

Supporting our Strategic Plan



Optimized Resources

Financial stewardship will guide our decision making.

We will be creative and responsible in the management of our educational resources.



STUDENT
SUCCESS



ENGAGING
OPPORTUNITIES



PROGRESSIVE
WORKFORCE

Transportation Information Meeting

Purpose

To ensure a financially and operationally sustainable transportation system for our students.



Transportation Information Meeting

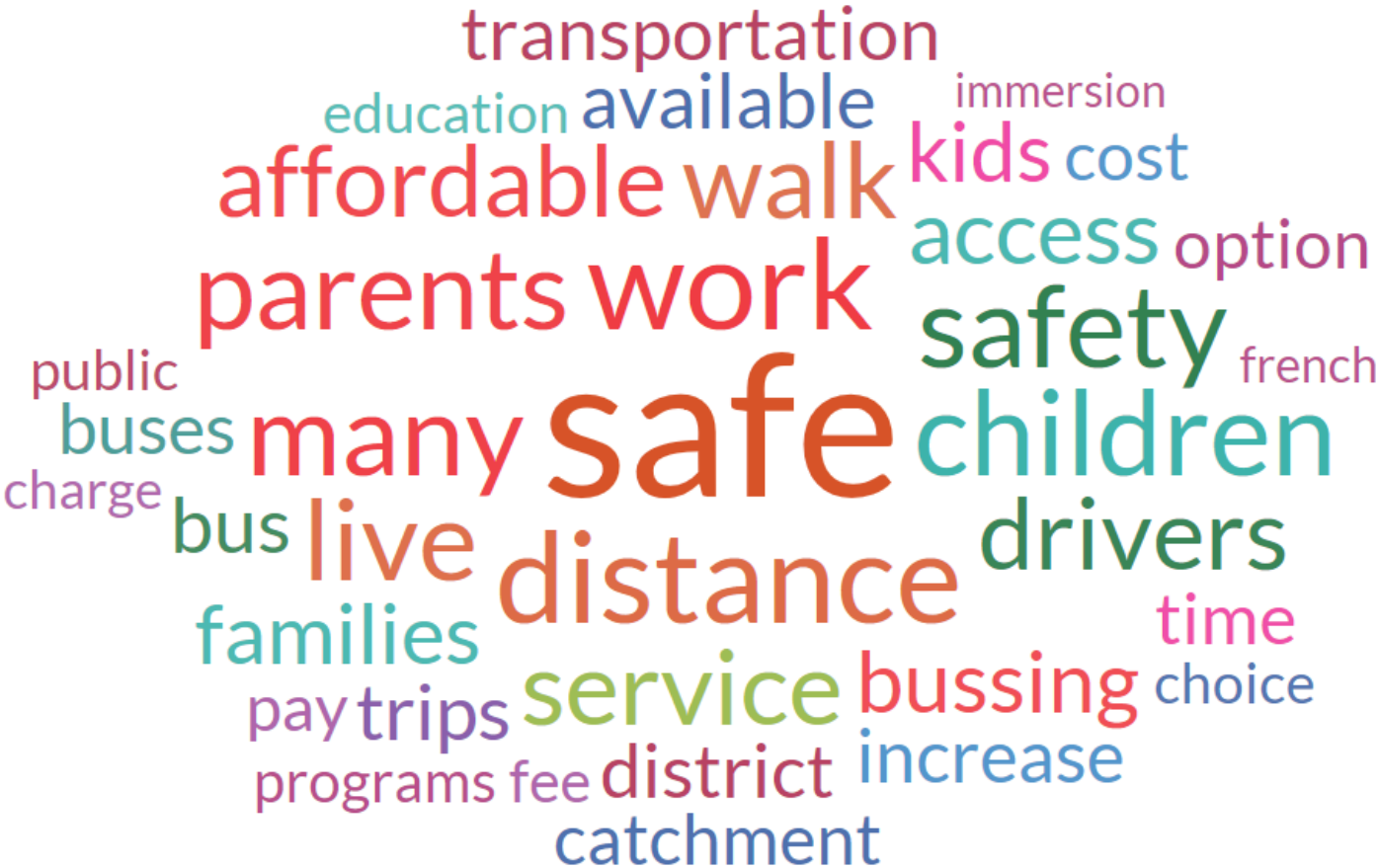
Review of December Meeting

- The following information was presented at the December meeting:
 - Policy eligibility criteria
 - Information on number of students transported & rider types
 - (approximately 3,000 students daily, 1,400 in-catchment, 1,000 district programs)
 - Financial information
 - User fees, transportation revenue & expenditures, Ministry funding
 - Review of the current issues



Transportation Information Meeting

Public Feedback Received



Transportation Information Meeting

Public Feedback Received



Summary of ThoughtExchange Participation




Transportation Information Meeting

Who Participated

Do you currently access school district transportation services?




% 

58% (396) ■ Yes
42% (284) ■ No

Does your child attend their neighbourhood catchment school?




% 

58% (389) ■ Yes
38% (254) ■ No
4% (29) ■ Unsure

Is your child enrolled in a district program? (i.e. Traditional School, Integrated Arts, etc.)

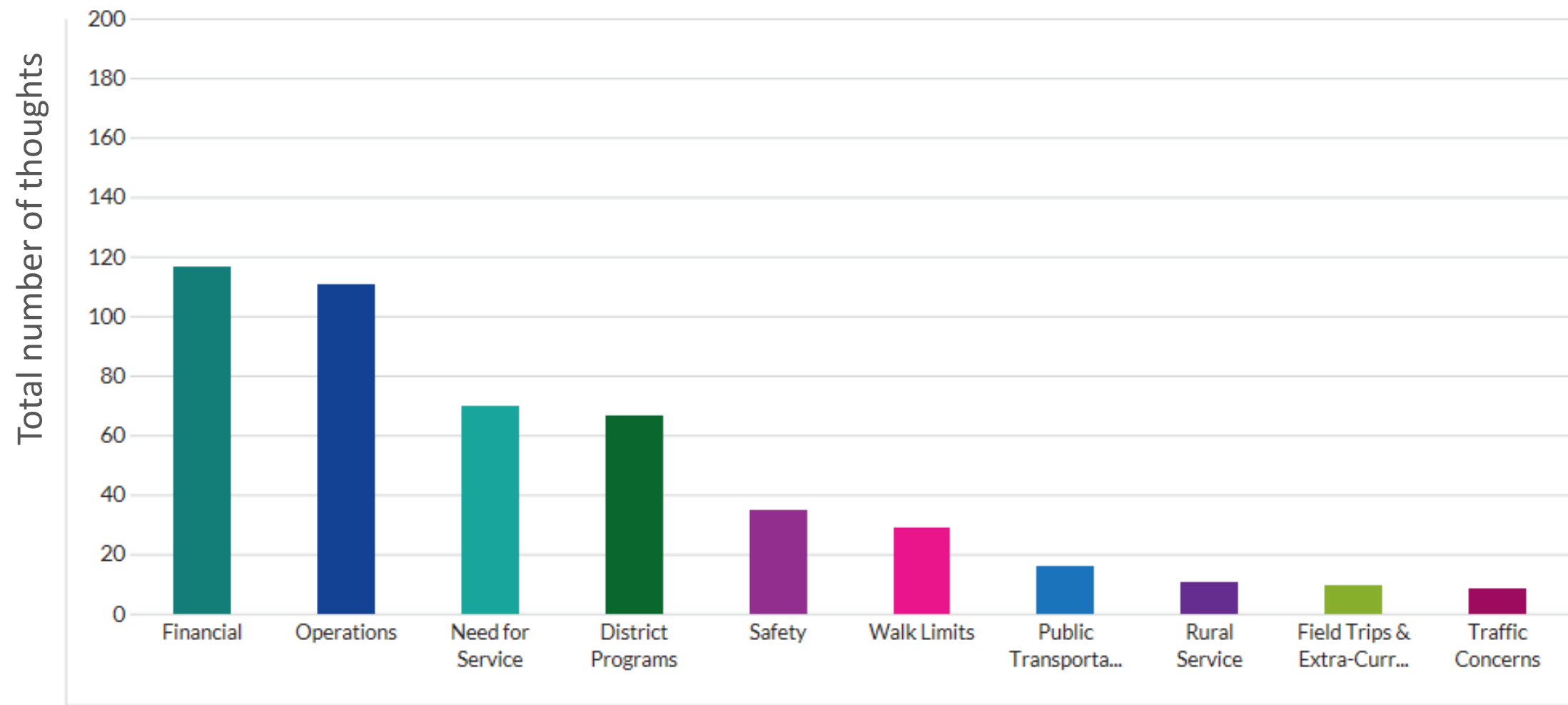


% 

40% (267) ■ Yes
60% (398) ■ No

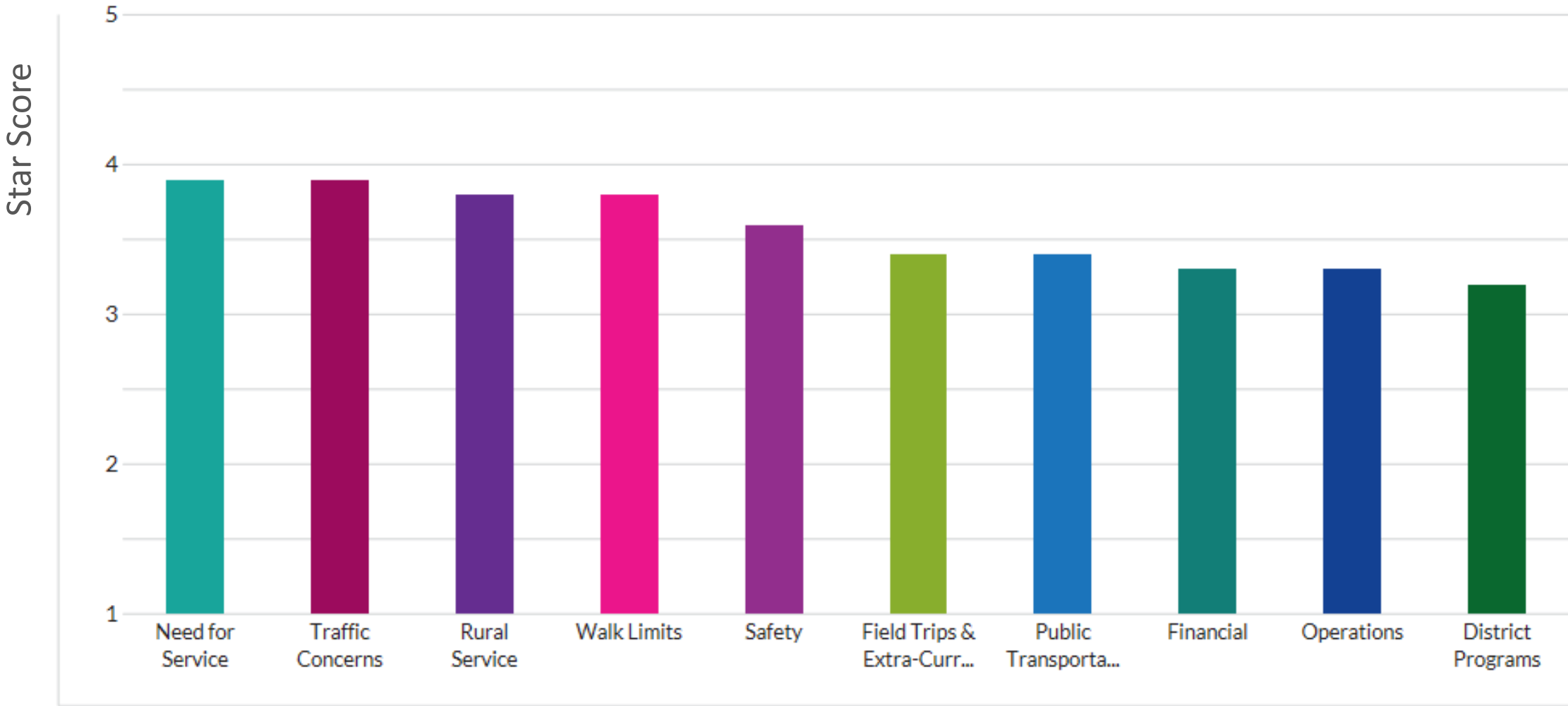
Transportation Information Meeting

Public Feedback Received



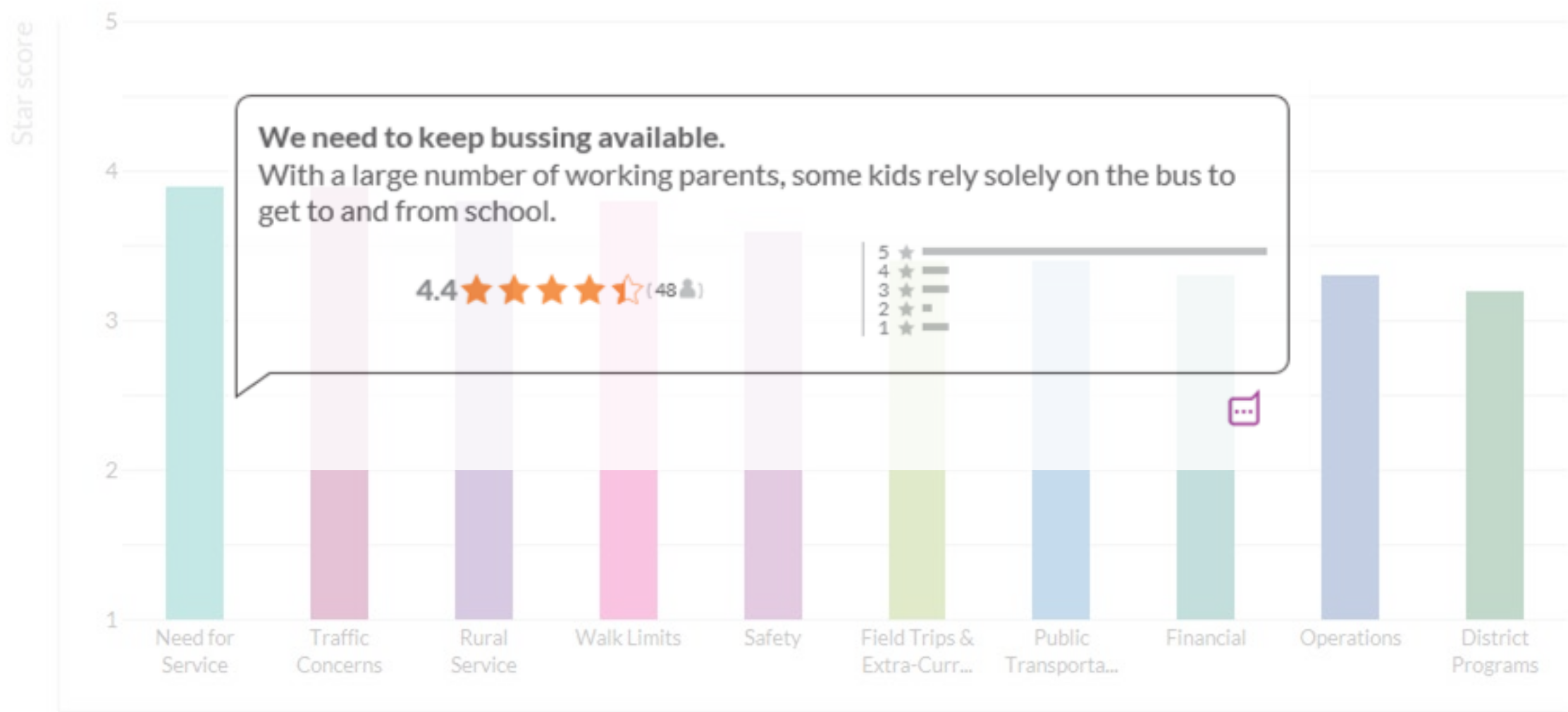
Transportation Information Meeting

Public Feedback Received



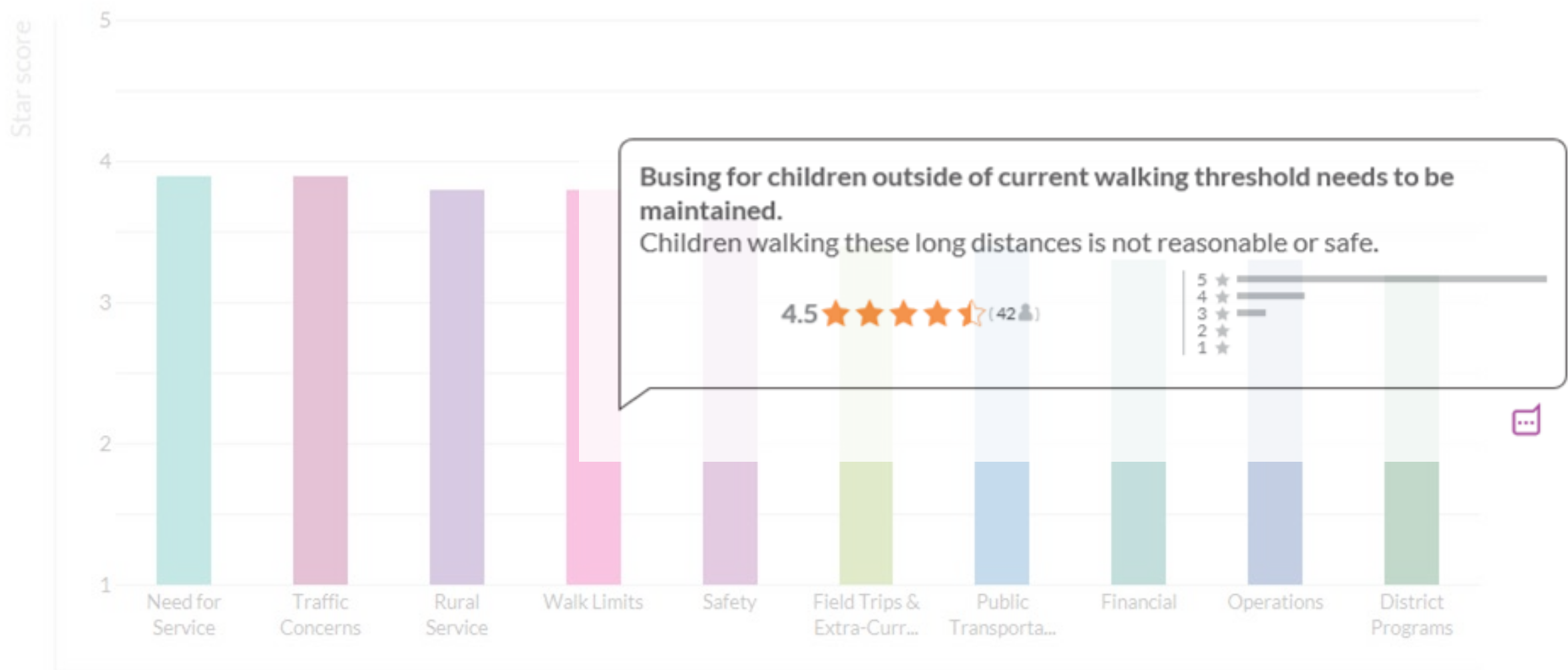
Transportation Information Meeting

Public Feedback Received



Transportation Information Meeting

Public Feedback Received



Transportation Information Meeting

Financial & Operational Information

Review of Financial & Operational Information



Transportation Information Meeting

Financial Information



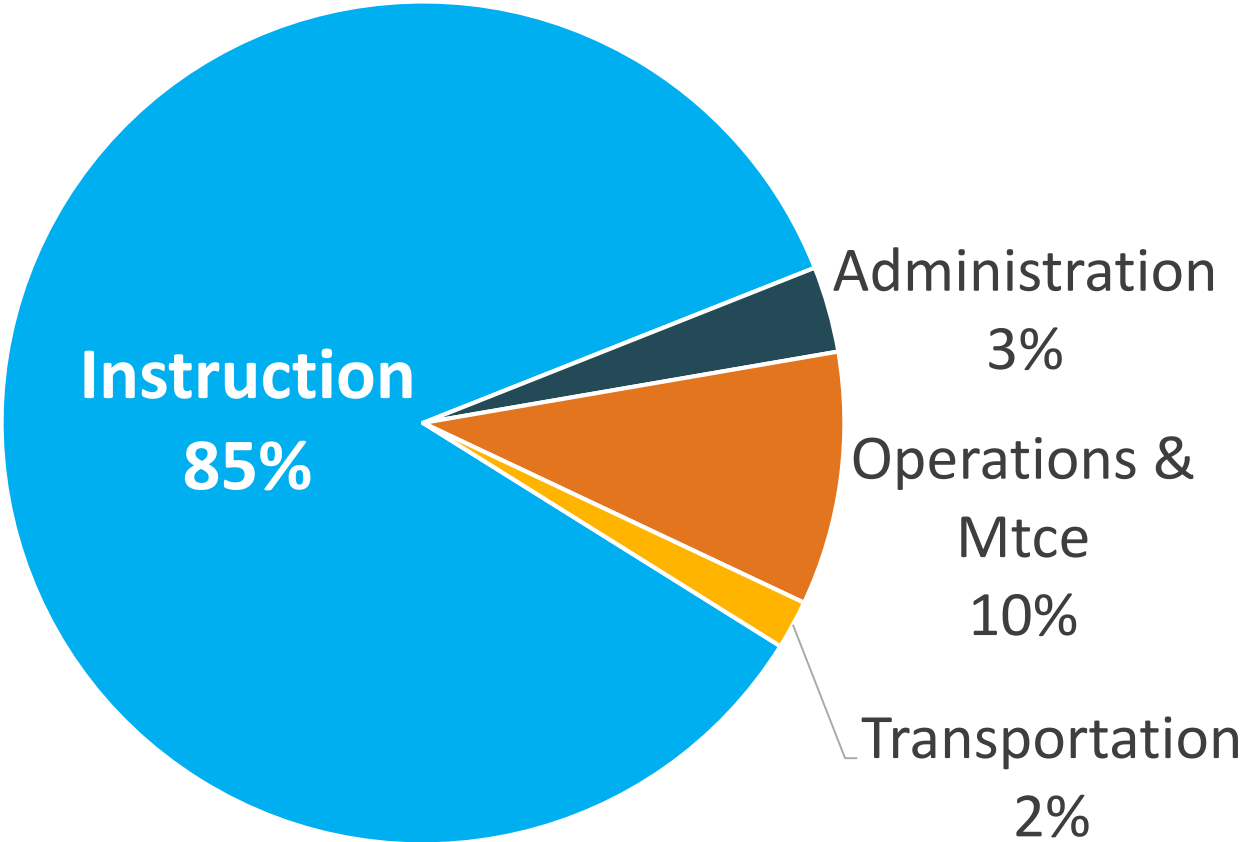
Transportation Revenue and Expenses		2018-19
Revenues		
Ministry Transportation Grant		313,969
Transportation Fees		529,205
Total Revenues		843,174
Total Transportation Expenses		3,520,095
Net Transportation (Expense)		(2,676,921)
Note: Operating Grant includes supplements for student location - \$2,185,013		

Transportation Information Meeting

Financial Information



2018-19 Actual
Expenditures



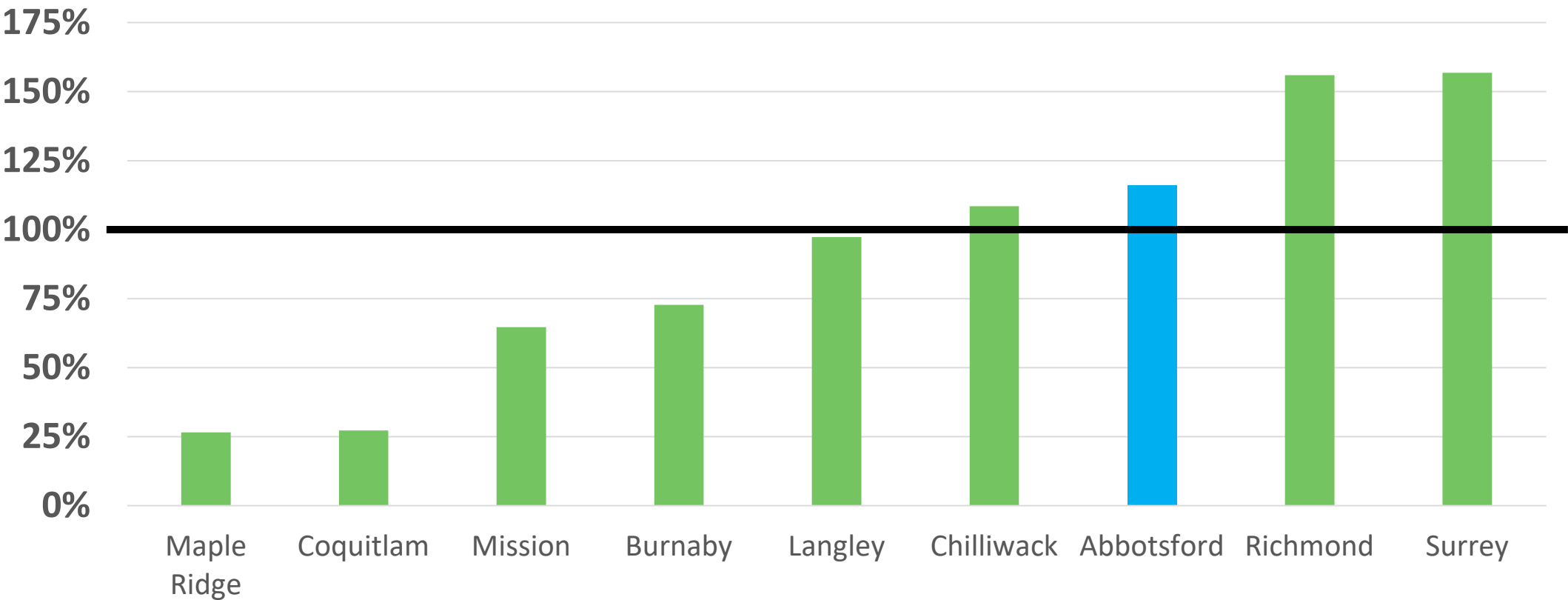
Source: 2018-19 Audited Financial Statements

Transportation Information Meeting

Financial Information



Transportation Spending as a % of
all Revenue/Funding Sources
(Including Student Location Factor)



Source: 2018-19 Audited Financial Statements

Transportation Information Meeting

Financial Information



Transportation Fees	
Eligible Riders <ul style="list-style-type: none">Those living outside the walk limits of catchment school (3.2km Elem, 4.0km Mid/Sec, or hazardous crossing)	No Fees
<ul style="list-style-type: none">Special Needs	No Fees
<ul style="list-style-type: none">Forced Transfer	No Fees
Non-eligible (courtesy riders) <ul style="list-style-type: none">Those living within the walk limits of catchment school	\$400/\$600
District Programs & Cross Boundary (out of catchment)	\$600/\$800

Transportation Information Meeting

Operational Information



Number of Schools with Bus Service	Bussing Service	No Bussing
Elementary – Regular Program	11	16
Elementary – District Program	1	2
Middle – Regular Program	5	-
Middle – District Program	3	-
Secondary – Regular Program	4	-
Secondary – District Program	3	-
Note: Special Education program busses go to 19 different schools		

Transportation Information Meeting

Operational Information

- **Routes & Rider information**
 - 41 routes
 - Review routes for improvements in efficiency
 - Priorities for service:
 - In-catchment, outside walk limits (no fees apply)
 - Hazardous crossings (in-catchment)
 - Out-of-catchment, forced transfer
 - Special Education
 - Out of catchment & district programs



Transportation Information Meeting

Options

How will we ensure the financial and operational sustainability of our student transportation services?

By considering options that, for example:

- Minimize impact on the operating budget
- Provide safe & reliable transportation services
- Reflect the current environment
- Considers public input

Based on the information provided, what options and/or priorities do you think should be considered?



Transportation Information Meeting

Next Steps

What's next?

- Continued review of financial & operational information
- Development/evaluation of options
- Budget recommendations to Board of Education
 - ***April 2020:*** Transportation recommendations presented
 - ***June 2020:*** Budget approval



Thank you!