



Transportation Review Public Information Meeting

December 9, 2019

Transportation Information Meeting

Agenda



Agenda

1. Welcome and Introductions – Stan Petersen, Board Chair
2. Purpose Transportation Review – Ray Velestuk, Secretary-Treasurer
3. Information Sharing
 - Board Policy
 - Busing Operations
 - Financial Information
4. Summary of Issues
5. Your Input

Transportation Information Meeting

Areas of Review

Purpose of Transportation Review

- To get **your input** on our student transportation services
- Review financial and operational information
- Discuss the issues/challenges
- Ensure we have a sustainable service for students



Transportation Information Meeting

Our Strategic Plan



Optimized Resources

Financial stewardship will guide our decision making.

We will be creative and responsible in the management of our educational resources.



STUDENT
SUCCESS



ENGAGING
OPPORTUNITIES



PROGRESSIVE
WORKFORCE

Transportation Information Meeting

Transportation Review



POLICY

OPERATIONS

FINANCIAL



Transportation Information Meeting

Policy

Policy 17 – Conveyance of Students

- **Eligibility Criteria:**
 - Elem/Middle walk limits
 - **3.2 km** to nearest school
 - Secondary walk limits
 - **4.0 km** to nearest school
 - Consideration for hazardous crossings
 - Students with special needs
 - Students force transferred from catchment school
 - Out of catchment/district programs (fee applies)



Transportation Information Meeting

Operational Information



Transportation Information	
General Information	
Number of Routes	41
Number of Buses/Spares	41/7
Rider Information	
Eligible Riders (in-catchment & outside walk limit)	1,391
District Program Riders	1,004
Special Needs	104
Courtesy Riders (in-catchment-within walk limits or out of catchment)	462

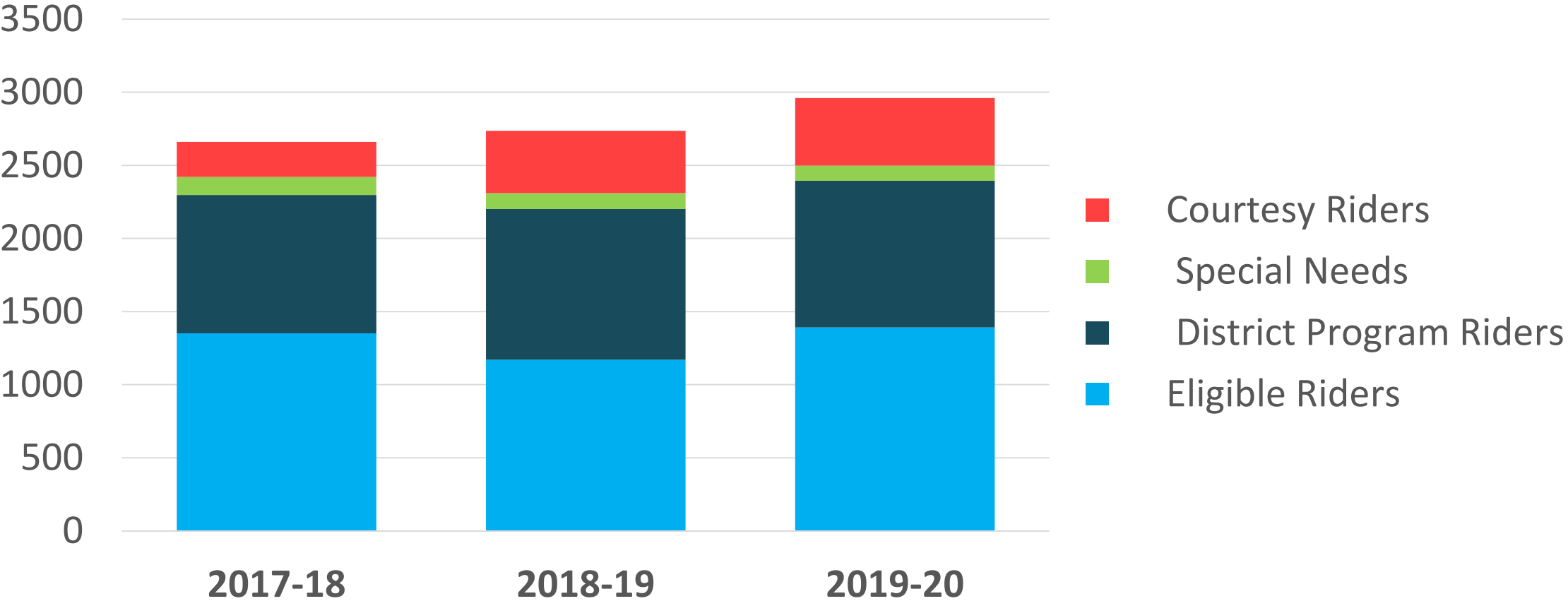


Transportation Information Meeting

Operational Information



Student Rider Types

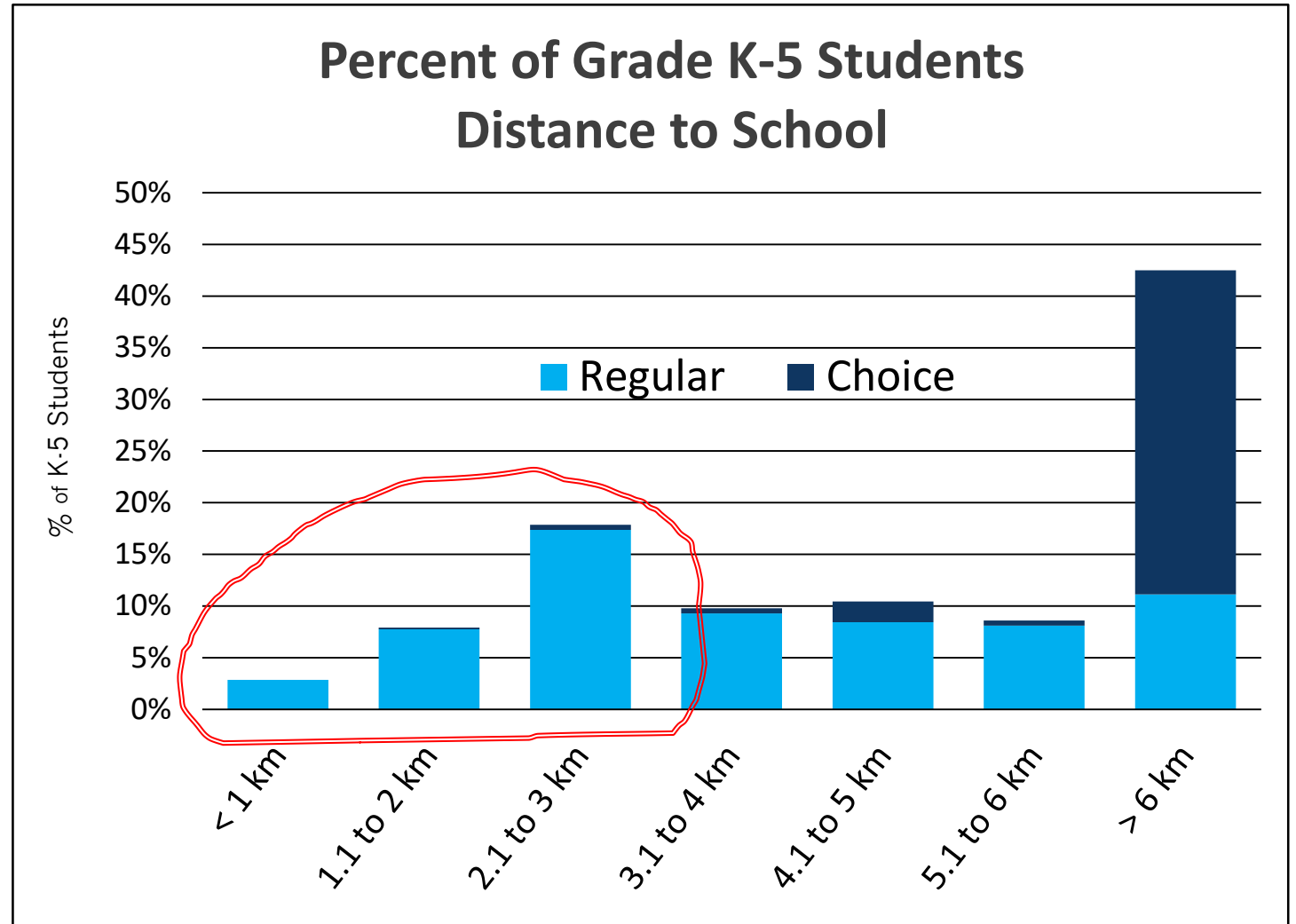


Transportation Information Meeting

Last Transportation Review

2016 Review:

- ***Distance Analysis:***
 - Many students live within walk limits
 - Students in district programs tend to live further



Transportation Information Meeting

Financial Information

Transportation Fees	
Eligible Riders <ul style="list-style-type: none">Those living outside the walk limits of catchment school (3.2km Elem, 4.0km Mid/Sec, or hazardous crossing)	No Fees
<ul style="list-style-type: none">Special Needs	No Fees
<ul style="list-style-type: none">Forced Transfer	No Fees
Non-eligible (courtesy riders) <ul style="list-style-type: none">Those living within the walk limits of catchment school	\$400/\$600
District Programs & Cross Boundary (out of catchment)	\$600/\$800

Did you know....
The cost to bus a
student is approx.
\$1,050/yr

Transportation Information Meeting

Financial Information

Transportation Revenue and Expenses		2018-19
Revenues		
Operating Grant – Student Location Factor*		2,185,013
Ministry Transportation Grant		313,969
Transportation Fees		529,205
Total Revenues		3,028,187
Total Transportation Expenses		3,520,095
Net Transportation Gain (Loss)		(491,908)

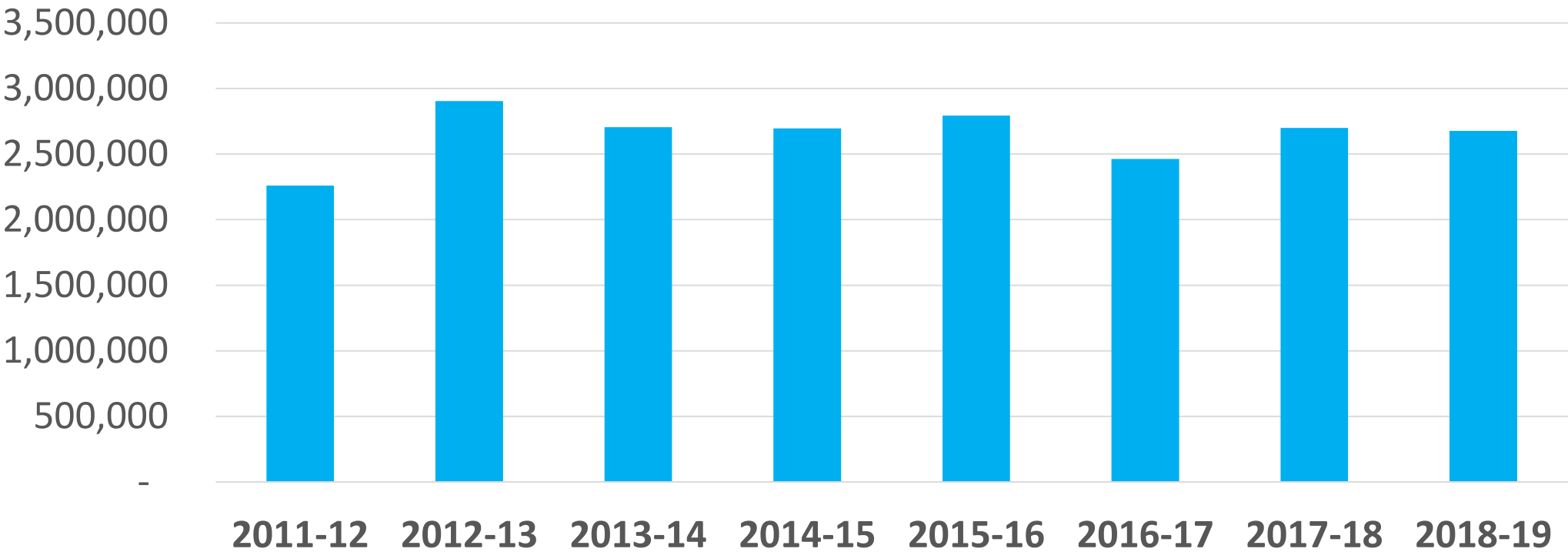
*Did you know...
It costs about
\$65,000/yr to run
one bus!*

Transportation Information Meeting

Abbotsford SD – Net Transportation Costs



Net Transportation Expenses



Transportation Information Meeting

Ministry Funding Information



Ministry Funding for Transportation

- Funded by the Ministry until 2001-02 (\$2.13M)
- 2002-03 – *School Act* changes:
 - Eliminated requirement to provide student transportation
 - Eliminated references to student walk limits
- Funding from 2002-03 to 2009-10 was frozen at \$1.95M
- 2012-13 – Elimination of Funding → *Student Location Factor*
- In 2016 the Ministry Transportation grant eliminated fees charged to parents for in-catchment student transportation only. (approx. \$313,000)
- New funding model **does not** provide Ministry funding for student transportation

Transportation Information Meeting

Last Transportation Review



Transportation Review:

- Budget in 2016-17
 - Increased fees generated \$200,000

Transportation Fee Schedule	2015-16	2016-17
In catchment - Inside walk limits	\$300/\$500	\$400/\$600
District Programs	\$300/\$500	\$600/\$800

- Improved efficiencies (routes re-design) reduced expenses by \$200,000



Transportation Information Meeting

Transportation Issues

Issues

- Net financial loss in transportation negatively impacts the budget.
- Increasing demand from parents & schools exceeds our current capacity.
- Schools have identified curricular & extra-curricular busing as a significant issue.
- Recruitment of bus drivers has become increasingly difficult.
- New funding model creates budget uncertainty.



Transportation Information Meeting

Your Input



Considering the information that has been presented, identify the areas that are most important to you through our Thoughtexchange.



SCAN THIS:



OR TEXT:

Text 522-110-291 to the phone number 728-55 to get a link to participate in this exchange!

Thank you!